

10 Rules for Online Safety



1. Keep telephone number, address, name/location of school, parents' work address/telephone number private.

2. Report any information that makes you feel uncomfortable to your parents or your teacher.



3. Never agree to get together with someone you "meet" online.

4. Never send a person your picture or anything else.

5. Never respond to any mean or unkind messages. Tell parents/teacher if any messages make you feel uncomfortable.



6. Set up rules for going online with your parents about the time of day, the length of time and appropriate areas for you to visit. Stick to them!



7. Never give out internet passwords to anyone (even your best friends) other than parents.

8. Check before downloading or installing software or doing anything that could possibly hurt the computer or jeopardize your family's privacy.








9. Be a good online citizen and do not do anything that hurts other people or is against the law.



10. Help your parents understand how to have fun and learn things online. Teach them about the tech you are using.

10 Rules for Online Safety

SMART Thinking

<h1>S</h1>	<p>Safe</p> <p>STOP and THINK</p> <p>Will the information you share keep you safe?</p>	
<h1>M</h1>	<p>Meeting</p> <p>STOP and THINK</p> <p>Are your online friends who they say they are?</p>	
<h1>A</h1>	<p>Accepting.</p> <p>STOP and THINK</p> <p>How do you know files and pictures are safe?</p>	
<h1>R</h1>	<p>Reliable</p> <p>STOP and THINK</p> <p>How do you know that people or pages aren't lying?</p>	
<h1>T</h1>	<p>Tell</p> <p>STOP and THINK</p> <p>Who can you tell if you feel uncomfortable about something online?</p>	

10 Rules for Online Safety